



## **OCBC Business Mobile**

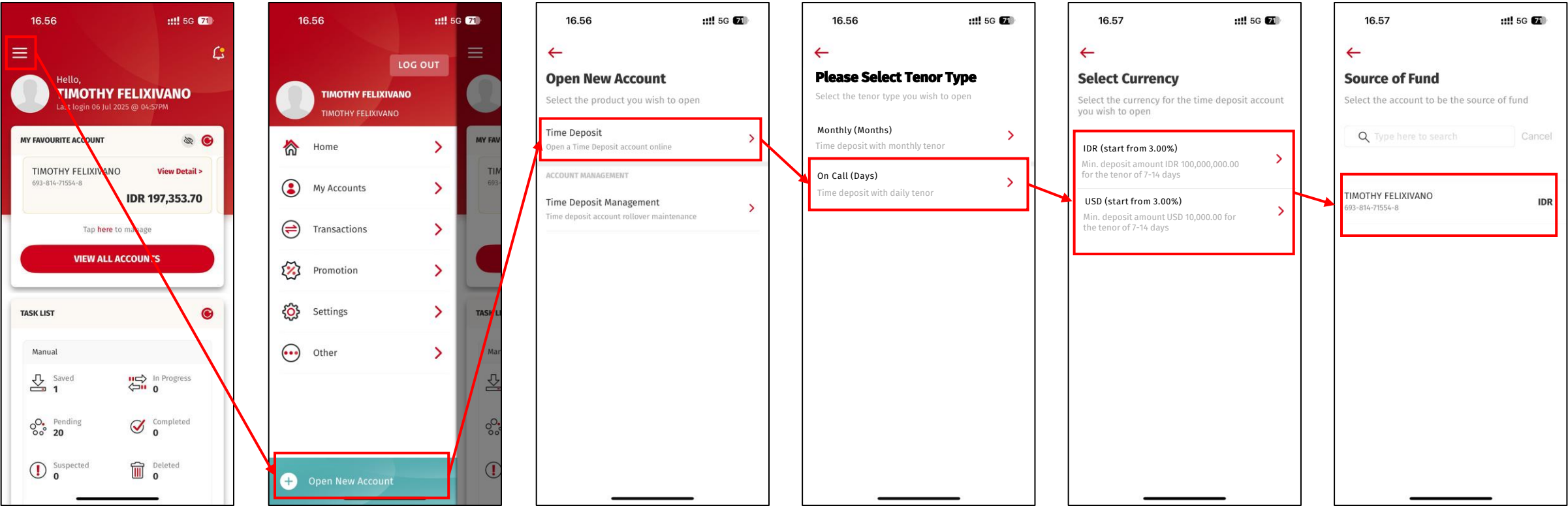
Design Mockup - Time Deposit On Call - OCBC Business Mobile

***CONFIDENTIAL – INTERNAL USE ONLY BY OCBC & SILVERLAKE***

**Project Name:** Time Deposit On Call - OCBC Business Mobile

**Project Description:** Previously, Time Deposit On Call (Days) transaction was developed on OCBC Business web. And now, it needs to be developed on OCBC Business mobile as well.

# Create New Transaction TD On Call



New page to select tenor type

Only show ccy that available on TD transaction

1. Yes, "Monthly (Months)" is existing Time Deposit Function. For screen no. 4 we provide new service to get list of tenor type (Monthly/On Call) --> URL: [api\_endpoint]/time\_deposit/opening/list/tenor-type
2. No, for screen no. 5 we enhance the existing service to provide Time Deposit Products by Tenor Type.
3. Yes, source of fund retrieves from existing service

1. Yes, "Source of Fund" and "Purpose if Account Opening" retrieve from existing service.
2. "Tenor" dropdown list option should be 7 Days, 8 Days, 9 Days, 10 Days, 11 Days, 12 Days, 13 Days, 14 Days.
3. Period will show when "Tenor" is selected and non-editable.
4. Correct, "Maturity Instruction" only have 1 option which is "Non Rollover" and non-editable.
5. Payment Interest is dropdown list but only have 1 option which is same as Tenor.
6. We enhance the existing service to get TnC based on tenor type.

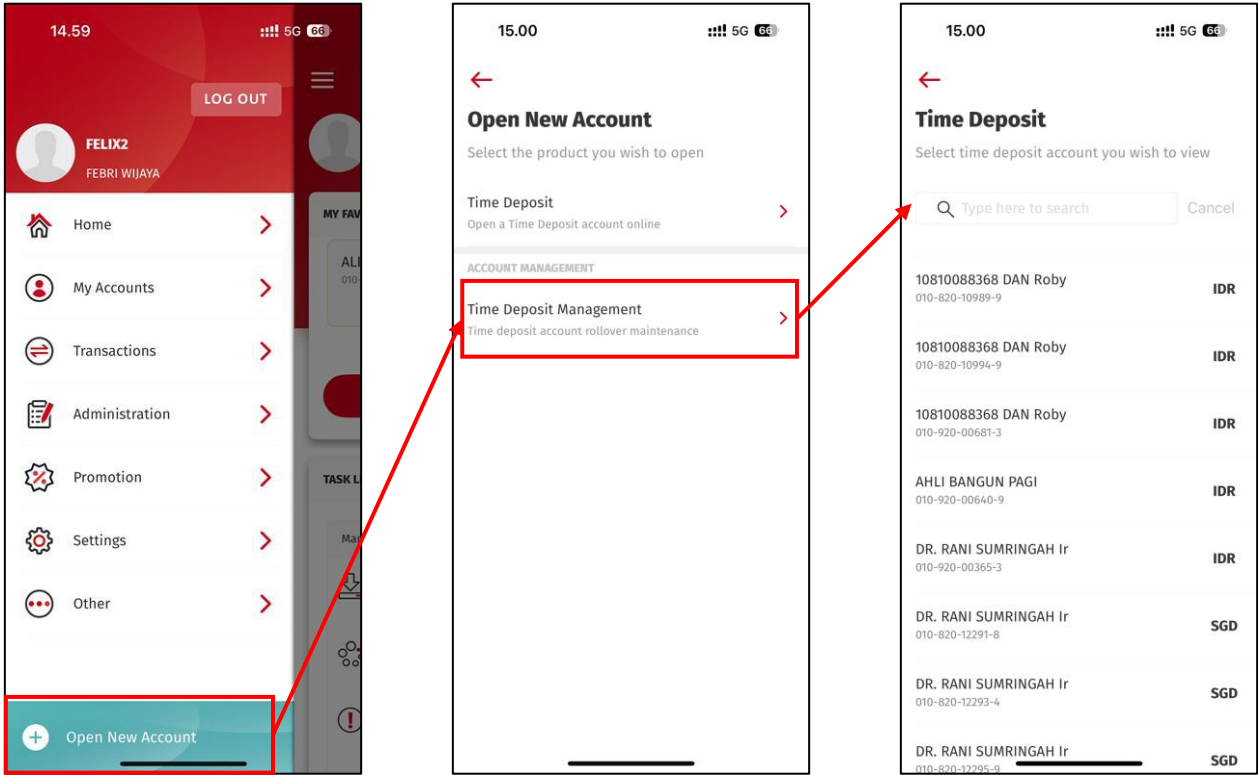
## Create New Transaction TD On Call (Cont'd)

Tenor: Dropdown list 7 – 14 days

1. Will show field below "Tenor" to show the period
  2. "Maturity instruction" only "Non Rollover"
  3. "Payment Interest" WILL SAME with tenor  
Ex: Tenor 7 days so PI also 7
1. "Tenor" field show the tenor in Days
  2. TnC and Product Information is different with monthly tenor

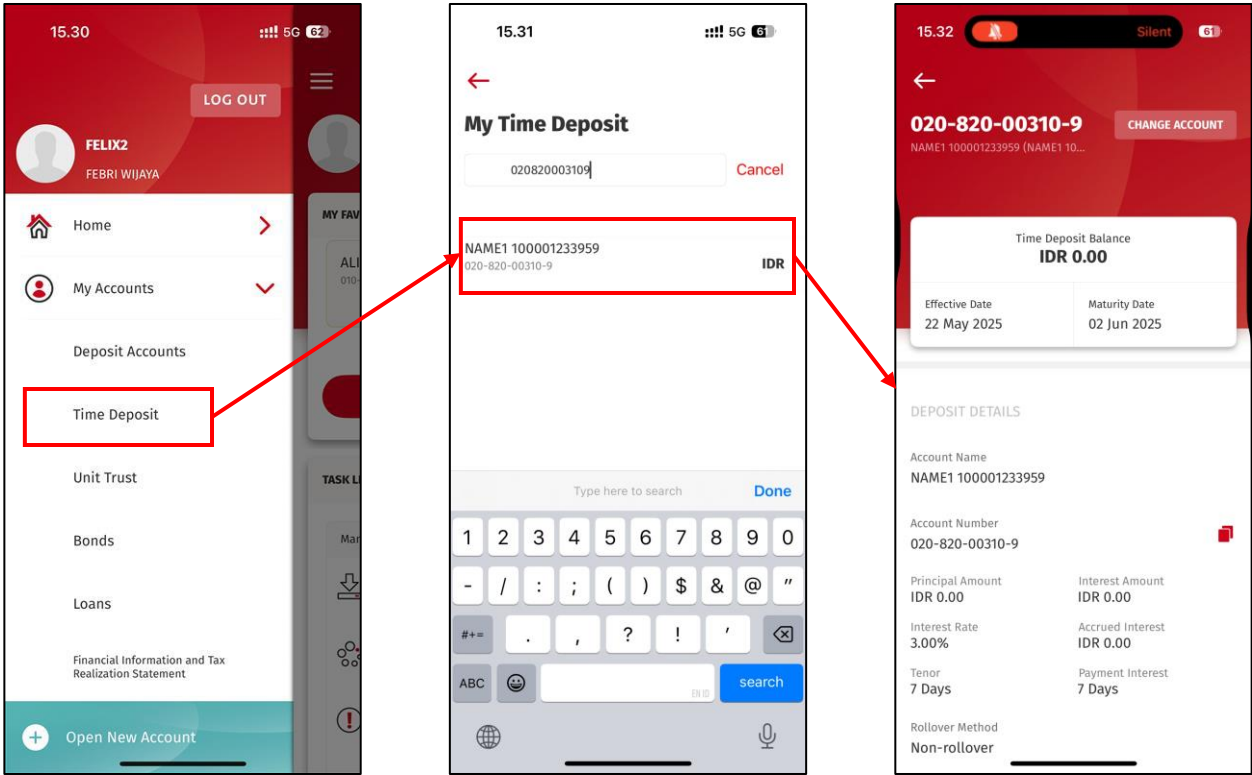
1. Correct, no change at FE side and the existing service will not include Time Deposit on Call.

# Time Deposit Management



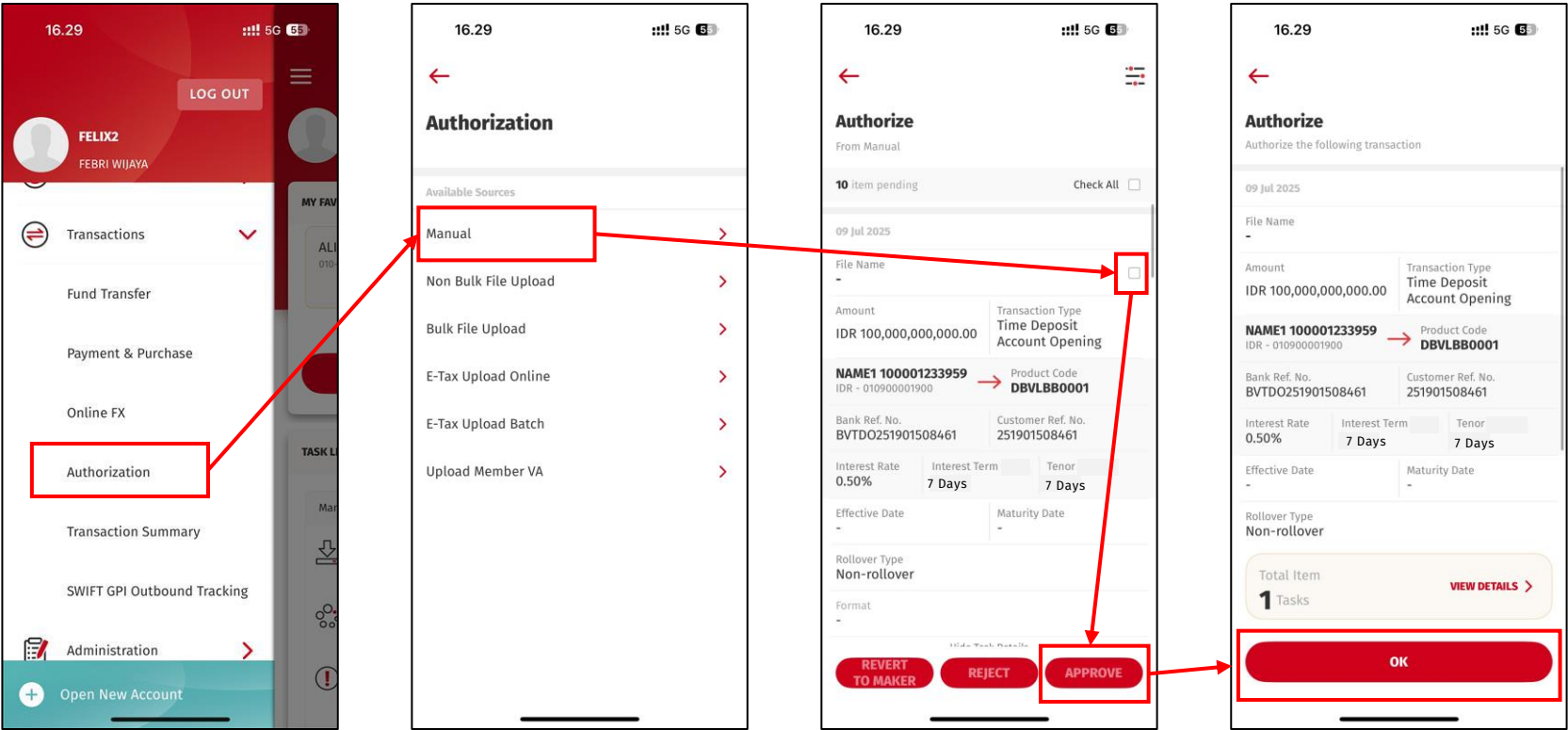
Time Deposit On Call can not change rollover method so no need to show the account in here

Account Summary



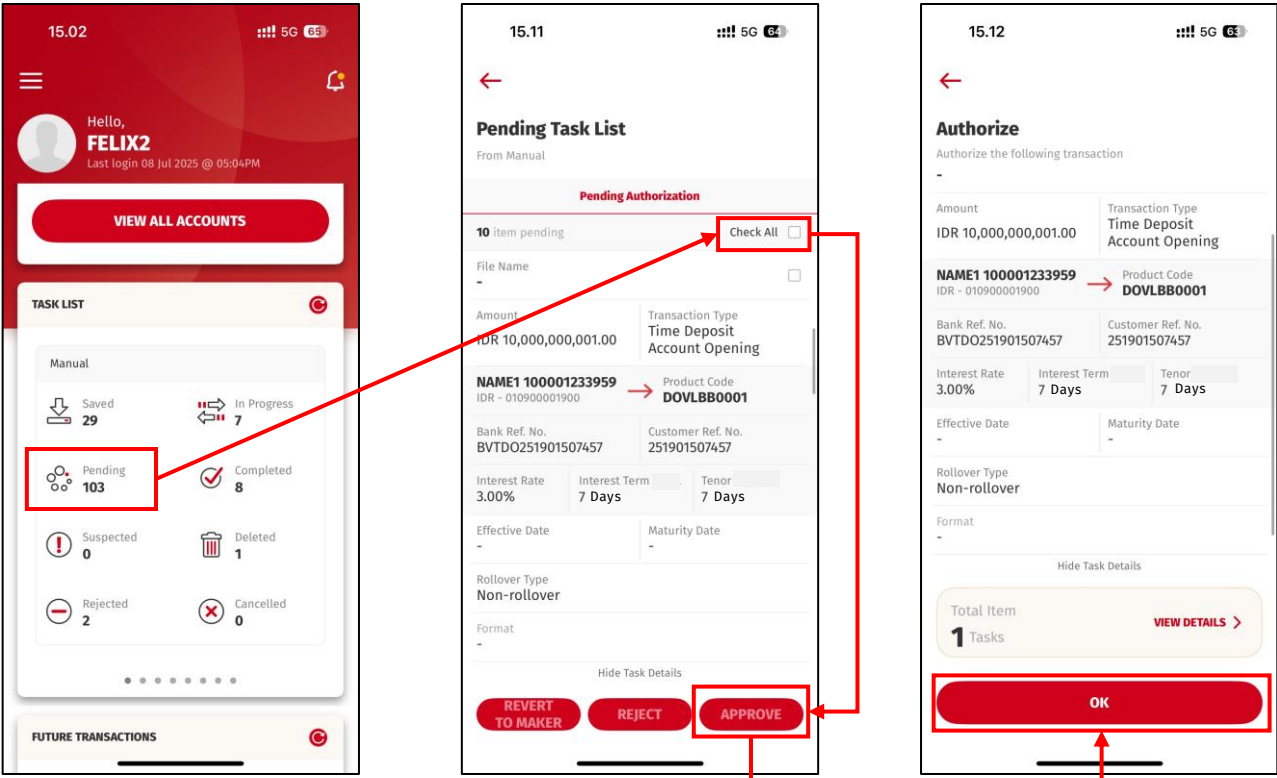
1. Yes, the changes also apply to existing monthly time deposit
2. Same as point no. 1

Authorization Menu



Task List

1. Yes, the changes also apply to existing monthly time deposit
2. FE need to map from return value of existing service to get value "Days" or "Month(s)":
- tenor\_code (string 1) and interest\_term\_code (string 1):
- D: Day
- M: Month



In current app, field “Interest Term” and “Tenor” still have “(Months)” at the back of the sentences.

Now please remove the “(Months)” but the value add the type (either “Days” or “Months”

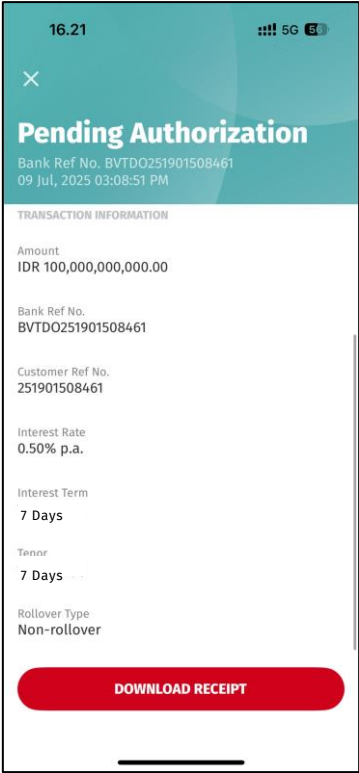
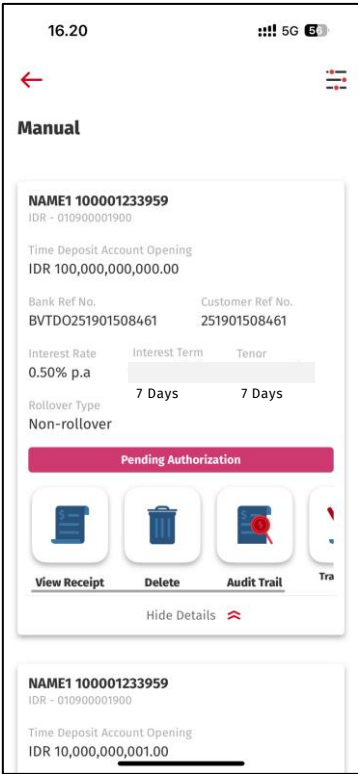
The same applies to:  
All statuses in the Task List -->





Transaction Summary

1. Yes, "Interest Term" and "Tenor" value are return from BE and no changes on FE for the label.  
FE need to map from return value of existing service to get value "Days" or "Month(s)":  
tenor\_code (string 1) and interest\_term\_code (string 1):  
D: Day  
M: Month



Please makesure in receipt shows tenor in days

This is example for pending authorization status, please apply to all status like completed, rejected, etc